



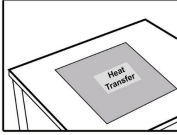
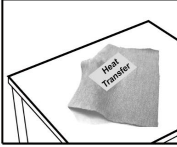


Heat Transfer Product User Manual

Heat Transfer pressing method

| | |
|---|--|
| <p>Face-on press:</p>  | <p>Back press:</p>  |
|---|--|

Cooling method

| | |
|--|--|
| <p>Flat cooling:</p>  | <p>Avoid bending:</p>  |
|--|--|

Film tearing method

| | |
|------------------|--|
| <p>Cool Peel</p> | <p>We suggest the fabric should be layed flat for 15 minutes so as to make it cool down to enviroment temperature after application, the fabric and label should be move and place flat, do not bend them before the film being removed.</p> |
| <p>Hot Peel</p> | <p>The film must be removed in 5 seconds.</p> |

Keep peeling consistently to obtain consistant results.

High Frequency Heat Transfer Conditions

Back press, 145-155°C, 2-4KG, 12-15S, Cold tearing

Warm Tips: Different fabrics, thicknesses of fabrics, etc. may make the parameters of heat press different. Customers need to test and determine the parameters and washing standards of heat press after getting the samples. Or send fabrics to our factory for testing. Otherwise, we are not responsible for products quality.

Remarks

- Storage:
 - Be stored with seal packaging;
 - Temperature < 30°C, Humidity < 70%;
 - Avoid direct sunshine and heat source;
 - 6 months shelf life if above mentioned conditions are correctly followed
- Can not be Dry clean, dyeing, bleach, enzyme wash, stone wash or any other chemical washing;
- Can not be iron or steam directly on the heat transfer itself;
- Heat transfer products do not consist of any flame retardant materials and UV protection chemicals inside so it will not guarantee to pass the FR and UV Test;
- Put the goods in the same direction before use to avoid the damage because of extrusion, friction or adhesion;
- Heat transfer products cannot use any chemical / alcohol / solvent solution to be in contact with it;
- Heat transfer products after application need to wait a minimum of 24 hours of condition before proceeding with any physical or washing test;
- Do not use finger nails or any foreign metal object to directly scratch the heat transfer surface or edges area;
- Do not stretch the heat transfer from the center of the print, but it is recommended to grab the transfer at least 5cm away from each other to perform the stretch test.

Notices

The above information is for reference only, the customer's factory needs to make the necessary adjustment according to their equipment/fabric etc;
After the film has been torn off, the products to be pressed for the second time, whether face-on heat press or back heat press, should be protected by a layer of Release Paper on the surface of the heat transfer logo before pressing. The logo without torn film can be directly pressed in the second heat press transfer operation.

Disclaimers

Please follow up above application instruction and storage conditions, otherwise, we are not responsible for products quality.